

# SCIMITAR AREA SERIES

High Lumen Output LED Tennis Court Area Light

## SPECIFICATIONS

**APPLICATION** The high lumen output luminaire is designed to be a replacement for HID fixtures up to 1500W. It is optimal for tennis lighting applications where long life, low maintenance, and consistent color rendering is required. The high wattage/lumen output makes this fixture optimal for sports lighting applications.

**CONSTRUCTION** The heavy duty housing is constructed of die cast aluminum with heat dissipating fins. The optical assemblies are sealed in place using a silicone gasket for weather tight protection. Modular LED system for ease of maintenance. ETL listed for wet locations (IP65). Additional IP66 rating available upon request. Fixture can accommodate advanced wireless control, management and reporting systems for outdoor lighting.

**FINISH** A corrosion-resistant epoxy coat layer that forms a uniform and all-encompassing protective barrier is applied to the fixtures prior to electrostatically applying a super durable polyester powder coat finish. Standard colors available: Black, Bronze, US Green, White. Custom colors available upon request.

**OPTICAL SYSTEM** Made with a state of the art UV stabilized acrylic high performance refractive optical assemblies that use high transmittance materials to achieve precise photometric distributions. Although available in Type IV Tennis, optics may be ordered rotated 90 degrees for perimeter lighting or walkway applications (optics are not field rotatable). The full cutoff fixture is Star Light Friendly (meets or exceeds Dark Sky requirements) in the horizontal position.

**ELECTRICAL SYSTEM** Available in up to a 6 module LED system

in 5000K-70 CRI Cool White (+/- 500K) or 4000K-70 CRI Neutral White color temperatures. Available with 100-300V 50/60 Hz or 347V~480V. LED's rated for over 50,000 hours at 25°C ambient temperature. 0-10V dimming. Built-in surge protection up to 10 kV. Built-in Active PFC Function >95% Full load. LED Power Supply conforms to UL8750 standards.

**MOUNTING** Standard mounting options include single, twin 70° and 180°, quad 70° and 90° Davit and 7° Up Tilt Straight Arms. Additional mounting options may be available for custom applications.

**LISTINGS** LED Power Supply listed for wet locations (IP65). Meets US and Canadian safety standards. -40°C to 50°C ambient operation. RoHS Compliant. Meets or exceeds DLC requirements.



CENTER COURT  
LIGHTING



6 Module LSMT BK



4 Module LSMT BK



2 Module LSMT BZ

2 Module Unit | Approx. Weight- 35 lbs.

4 Module Unit | Approx. Weight- 53 lbs.

6 Module Unit | Approx. Weight- 71 lbs.

## ORDERING INFORMATION

EXAMPLE: LSMT-4-C-85L-T4-1-BK-C35


LSMT	4	C	85L	T4	1	-	BK	C35
SERIES	MODULE UNIT (SIZE) <sup>2</sup>	COLOR TEMP	NOMINAL LUMENS <sup>3</sup>	OPTICS <sup>3</sup>	VOLTAGE	OPTIC ROTATION	FINISH	OPTIONS
	2 2 Mod Unit	C Cool White (5000K)	23L 23,000 Lumens	T3 Type III	1 Multi-Volt <sup>1</sup>	L Left Rotated Optics	BK Black	BTEC Integrated Bluetooth Control Module Casambi Ready Mesh Network
	4 4 Mod Unit	N Neutral White (4000K)	25L 25,000 Lumens	T4T Type IV Tennis	2 347~480V	R Right Rotated Optics (Leave Blank for standard optics)	BZ Bronze	C35 35' STW 16/3 cord (Factory installed)
	6 6 Mod Unit		28L 28,000 Lumens	T4 Type IV			GR US Green	
			30L 30,000 Lumens	T5W Type V Wide			WH White	
			33L 33,000 Lumens				SP Special <sup>2</sup>	
			35L 35,000 Lumens					
			38L 38,000 Lumens					
			40L 40,000 Lumens					
			43L 43,000 Lumens					
			45L 45,000 Lumens					
			50L 50,000 Lumens					
			55L 55,000 Lumens					
			60L 60,000 Lumens					
			65L 65,000 Lumens					
			70L 70,000 Lumens					
			75L 75,000 Lumens					
			80L 80,000 Lumens					
			85L 85,000 Lumens					
			90L 90,000 Lumens					
			95L 95,000 Lumens					
			100L 100,000 Lumens					
			110L 110,000 Lumens					
			120L 120,000 Lumens					
			130L 130,000 Lumens					
			140L 140,000 Lumens					

## NOTES

1 = Multi-Volt is an auto ranging power supply from 100V to 300V input.

2 = Custom RAL color matching is available. Contact your sales representative for additional info.

3 = Reference Lumen Chart on Page 2 to identify which Module Unit (size) to choose depending on the Nominal Lumens and Optic Types chosen. Some combinations may deviate from ordering logic shown on this page.



# SCIMITAR AREA SERIES

**COOL & NEUTRAL WHITE**  
**(5000K & 4000K)**

2 Module Unit - Housing Height: 6.27" Length & Width: 15.73 x 16.02  
 4 Module Unit - Housing Height: 7.09" Length & Width: 24.55 x 16.03  
 6 Module Unit - Housing Height: 7.09" Length & Width: 34.55 x 16.03

Legend Color Codes (Left) Represent  
 the **Module Unit Size**,  
 per Nominal Lumen/Optic Type.

## LUMEN CHART<sup>3</sup>

	T3	T4	T4T	T5W
23L	22,339 Lm	23,364 Lm	24,052 Lm	23,687 Lm
	157W   142 Lm/W	147W   159 Lm/W	147W   164 Lm/W	147W   161 Lm/W
	B3-U0-G3	B3-U0-G3	B3-U0-G2	B5-U0-G3
25L	24,907 Lm	24,806 Lm	25,537 Lm	25,149 Lm
	179W   139 Lm/W	157W   158 Lm/W	157W   163 Lm/W	157W   160 Lm/W
	B3-U0-G3	B3-U0-G3	B3-U0-G2	B5-U0-G3
28L	27,436 Lm	27,658 Lm	27,743 Lm	27,322 Lm
	200W   137 Lm/W	179W   155 Lm/W	173W   160 Lm/W	173W   158 Lm/W
	B3-U0-G3	B3-U0-G3	B4-U0-G3	B5-U0-G3
30L	29,926 Lm	29,769 Lm	29,924 Lm	30,180 Lm
	222W   135 Lm/W	195W   153 Lm/W	190W   158 Lm/W	195W   155 Lm/W
	B3-U0-G3	B3-U0-G3	B4-U0-G3	B5-U0-G4
33L	32,375 Lm	32,544 Lm	32,792 Lm	32,294 Lm
	244W   133 Lm/W	217W   150 Lm/W	211W   155 Lm/W	211W   153 Lm/W
	B3-U0-G4	B4-U0-G3	B4-U0-G3	B5-U0-G4
35L	35,382 Lm	35,275 Lm	34,914 Lm	35,075 Lm
	271W   131 Lm/W	238W   148 Lm/W	227W   154 Lm/W	233W   151 Lm/W
	B3-U0-G4	B4-U0-G3	B4-U0-G3	B5-U0-G4
38L	37,743 Lm	37,962 Lm	37,703 Lm	37,810 Lm
	293W   129 Lm/W	260W   146 Lm/W	249W   151 Lm/W	255W   148 Lm/W
	B4-U0-G4	B4-U0-G4	B4-U0-G3	B5-U0-G4
40L	40,064 Lm	39,949 Lm	39,765 Lm	39,833 Lm
	316W   127 Lm/W	277W   144 Lm/W	266W   150 Lm/W	271W   147 Lm/W
	B4-U0-G4	B4-U0-G4	B4-U0-G3	B5-U0-G4
43L	43,381 Lm	42,560 Lm	42,475 Lm	42,490 Lm
	304W   143 Lm/W	299W   142 Lm/W	288W   148 Lm/W	293W   145 Lm/W
	B4-U0-G4	B4-U0-G4	B4-U0-G3	B5-U0-G4
45L	45,970 Lm	45,126 Lm	45,139 Lm	45,104 Lm
	326W   141 Lm/W	321W   141 Lm/W	310W   146 Lm/W	316W   143 Lm/W
	B4-U0-G4	B4-U0-G4	B4-U0-G3	B5-U0-G4
50L	49,815 Lm	49,612 Lm	49,591 Lm	50,298 Lm
	358W   139 Lm/W	315W   158 Lm/W	304W   163 Lm/W	315W   160 Lm/W
	B4-U0-G5	B4-U0-G4	B4-U0-G3	B5-U0-G5
55L	54,873 Lm	55,317 Lm	55,486 Lm	54,644 Lm
	401W   137 Lm/W	358W   155 Lm/W	347W   160 Lm/W	347W   158 Lm/W
	B4-U0-G5	B4-U0-G4	B5-U0-G3	B5-U0-G5
60L	59,851 Lm	59,537 Lm	59,848 Lm	60,360 Lm
	444W   135 Lm/W	390W   153 Lm/W	380W   158 Lm/W	390W   155 Lm/W
	B4-U0-G5	B4-U0-G5	B5-U0-G3	B5-U0-G5
65L	64,751 Lm	65,088 Lm	65,584 Lm	64,589 Lm
	488W   133 Lm/W	434W   150 Lm/W	423W   155 Lm/W	423W   153 Lm/W
	B4-U0-G5	B5-U0-G5	B5-U0-G3	B5-U0-G5
70L	69,571 Lm	70,550 Lm	69,827 Lm	70,149 Lm
	532W   131 Lm/W	477W   148 Lm/W	455W   154 Lm/W	466W   151 Lm/W
	B5-U0-G5	B5-U0-G5	B5-U0-G4	B5-U0-G5
75L	75,485 Lm	74,589 Lm	75,405 Lm	75,620 Lm
	587W   129 Lm/W	510W   146 Lm/W	499W   151 Lm/W	510W   148 Lm/W
	B5-U0-G5	B5-U0-G5	B5-U0-G4	B5-U0-G5
80L	80,127 Lm	79,898 Lm	79,530 Lm	79,665 Lm
	632W   127 Lm/W	554W   144 Lm/W	532W   150 Lm/W	543W   147 Lm/W
	B5-U0-G5	B5-U0-G5	B5-U0-G4	B5-U0-G5
85L	84,187 Lm	85,119 Lm	84,949 Lm	84,981 Lm
	618W   136 Lm/W	598W   142 Lm/W	576W   148 Lm/W	587W   145 Lm/W
	B5-U0-G5	B5-U0-G5	B5-U0-G4	B5-U0-G5
90L	89,777 Lm	90,252 Lm	90,279 Lm	90,207 Lm
	667W   135 Lm/W	643W   140 Lm/W	620W   146 Lm/W	632W   143 Lm/W
	B5-U0-G5	B5-U0-G5	B5-U0-G4	B5-U0-G5
95L	95,300 Lm	95,562 Lm	94,091 Lm	94,777 Lm
	715W   133 Lm/W	634W   151 Lm/W	601W   157 Lm/W	618W   153 Lm/W
	B5-U0-G5	B5-U0-G5	B5-U0-G4	B5-U0-G5
100L	100,756 Lm	99,692 Lm	100,506 Lm	98,981 Lm
	765W   132 Lm/W	667W   150 Lm/W	651W   154 Lm/W	651W   152 Lm/W
	B5-U0-G5	B5-U0-G5	B5-U0-G4	B5-U0-G5
110L	109,701 Lm	109,873 Lm	111,029 Lm	109,344 Lm
	847W   130 Lm/W	748W   147 Lm/W	732W   152 Lm/W	732W   149 Lm/W
	B5-U0-G5	B5-U0-G5	B5-U0-G4	B5-U0-G5
120L	120,191 Lm	119,847 Lm	119,294 Lm	119,498 Lm
	948W   127 Lm/W	831W   144 Lm/W	798W   150 Lm/W	814W   147 Lm/W
	B5-U0-G5	B5-U0-G5	B5-U0-G4	B5-U0-G5
130L	N/A	129,616 Lm	129,435 Lm	129,444 Lm
		914W   141 Lm/W	881W   147 Lm/W	897W   144 Lm/W
		B5-U0-G5	B5-U0-G4	B5-U0-G5
140L	N/A	139,364 Lm	137,250 Lm	
		964W   145 Lm/W	964W   142 Lm/W	
		B5-U0-G5	B5-U0-G5	



## AMPERAGE DRAW CHART

Wattage Range	120V Amps	208V Amps	240V Amps	277V Amps	347V Amps	480V Amps
101-150W	1.3	0.7	0.6	0.5	0.4	0.3
151-200W	1.7	1	0.8	0.7	0.6	0.4
201-250W	2.1	1.2	1	0.9	0.7	0.5
251-300W	2.5	1.4	1.3	1.1	0.9	0.6
301-350W	2.9	1.7	1.5	1.3	1	0.7
351-400W	3.3	1.9	1.7	1.4	1.2	0.8
401-450W	3.8	2.2	1.9	1.6	1.3	0.9
451-500W	4.2	2.4	2.1	1.8	1.4	1
501-550W	4.6	2.6	2.3	2	1.6	1.1
551-600W	5	2.9	2.5	2.2	1.7	1.3
601-650W	5.4	3.1	2.7	2.3	1.9	1.4
651-700W	5.8	3.4	2.9	2.5	2	1.5
701-750W	6.3	3.6	3.1	2.7	2.2	1.6
751-800W	6.7	3.8	3.3	2.9	2.3	1.7
801-850W	7.1	4.1	3.5	3.1	2.4	1.8
851-900W	7.5	4.3	3.8	3.2	2.6	1.9
901-950W	7.9	4.6	4	3.4	2.7	2

## EPA's (ft.<sup>2</sup>)

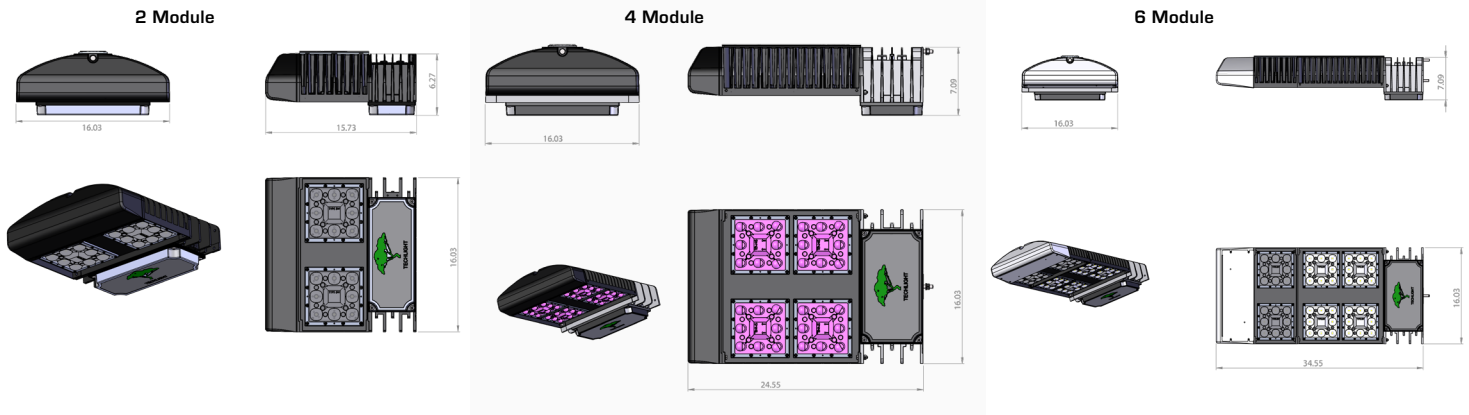
Fixture Configuration	2 Brick EPA's		4 Brick EPA's		6 Brick EPA's	
	DV Arm	CCS7 Arm	DV Arm	CCS7 Arm	DV Arm	CCS7 Arm
1 @ 90°	1.5	2.5	1.8	2.8	2.1	3.1
2 @ 180°	2.7	4.7	3.3	5.3	3.5	8.4
2 @ 90°	2.3	3.8	2.6	4.1	2.9	4.4
3 @ 90°	3.4	5.4	4	6.1	4.7	6.7
4 @ 90° or 4 @ 70°	4.1	6.1	4.7	6.7	5.3	7.3

EPA's shown include both the fixture and the mounting apparatus

# SCIMITAR AREA SERIES

High Lumen Output LED Tennis Court Area Light


## DIMENSIONS



## ACCESSORIES/OPTIONS

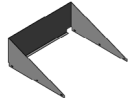
### S213

Angled Back Light Shield



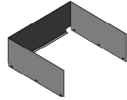
### S240

Three Sided Visor Shield



### S241

Three Sided Full Shield



### CER100\*

Wireless Repeater



### BTEC\*

Integrated Bluetooth Control Module Casambi Ready Mesh Network



## MOUNTING ACCESSORIES

### DAVIT ARMS




Single Davit Arm  
**DV190**  
EPA: 0.9 51 lbs.



Double Davit Arm at 70°  
**DV270**  
EPA: 1.1 83 lbs.



Double Davit Arm at 180°  
**DV2180**  
EPA: 1.4 83 lbs.



Quad Davit Arm at 70°  
**DV470**



Quad Davit Arm at 90°  
**DV490**  
EPA: 1.6 145 lbs.

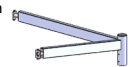
### CCS 7° TILT ARMS



Single Straight Arm with 7° Up Tilt  
**CCS-190**  
EPA: 1.8 29 lbs.



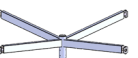
Double Straight Arm at 180° with 7° Up Tilt  
**CCS-2180**  
EPA: 3.4 49 lbs.



Double Straight Arm at 70° with 7° Up Tilt  
**CCS-270**  
EPA: 2.8 49 lbs.



Quad Straight Arm at 70° with 7° Up Tilt  
**CCS-470**



Quad Straight Arm at 90° with 7° Up Tilt  
**CCS-490**  
EPA: 3.75 89 lbs.

## NOTES (continued)

**4** = For extended range greater than 100ft between BT Mesh Network connections.

**5** = Control Modules are installed and luminaires are commissioned at the factory. Lighting control system via the Casambi app for Apple iOS and Android devices provides diverse functionality for a control hierarchy capable of managing multiple schedules and scenes and incorporating a variety of energy saving accessories.



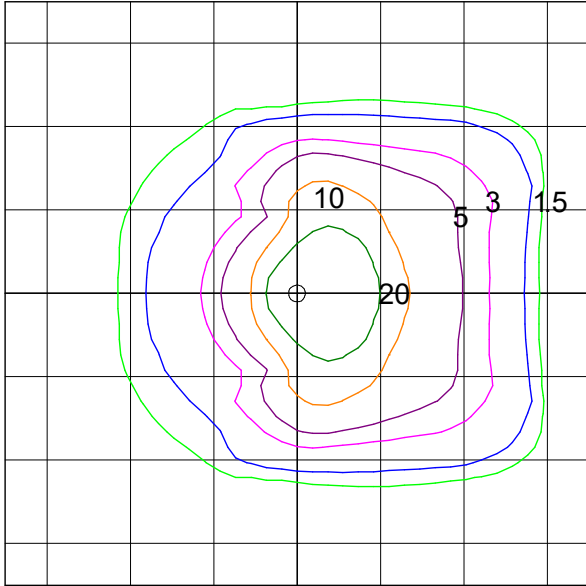
# SCIMITAR AREA SERIES

High Lumen Output LED Tennis Court Area Light

## PHOTOMETRY

### LSMT 4 C 90L T4

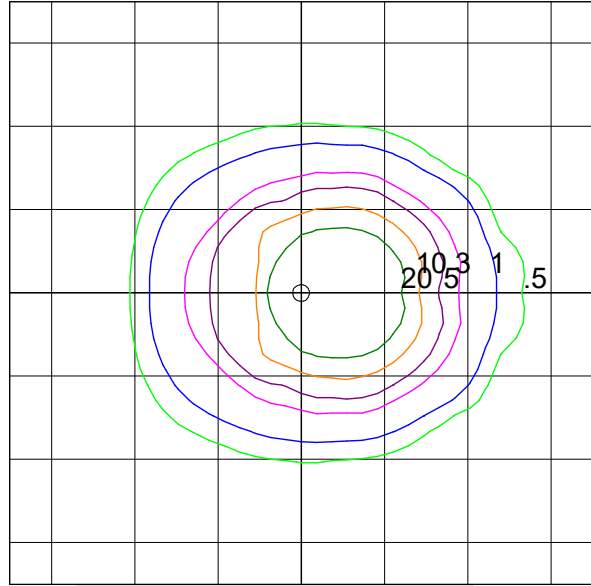
**Type IV Optical Assembly**  
**4 Module, Cool White**  
**Mounting Height = 23ft**



TECHLIGHT  
 LSMT C 90L T4  
 Horizontal Footcandles  
 Scale: 1 Inch = 25 Ft.  
 Light Loss Factor = 1.00  
 Lumens Per Lamp = N.A. (absolute photometry)  
 Luminaire Lumens = 90248  
 Mounting Height = 23.00 Ft  
 Maximum Calculated Value = 54.37 Fc  
 Arrangement: Single

### LSMT 4 C 90L T4T

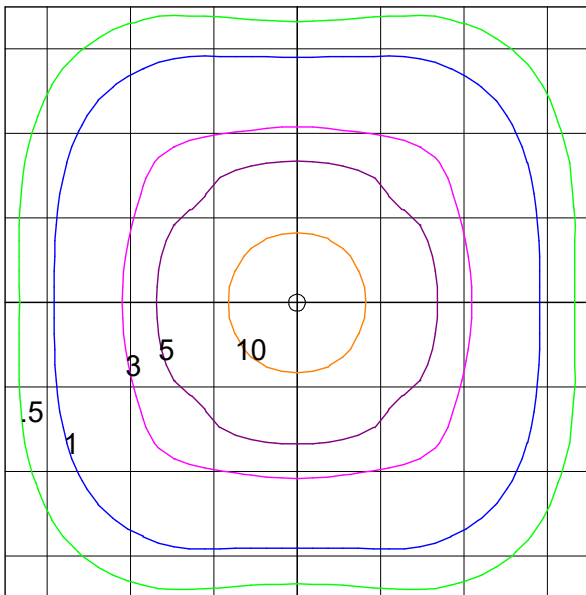
**Type IV Tennis Optical Assembly**  
**4 Module, Cool White**  
**Mounting Height = 23ft**



TECHLIGHT  
 LSMT C 90L T4T  
 Horizontal Footcandles  
 Scale: 1 Inch = 25 Ft.  
 Light Loss Factor = 1.00  
 Lumens Per Lamp = N.A. (absolute photometry)  
 Luminaire Lumens = 90279  
 Mounting Height = 23.00 Ft  
 Maximum Calculated Value = 75.41 Fc  
 Arrangement: Single

### LSMT 4 C 90L T5W

**Type V Wide Optical Assembly**  
**4 Module, Cool White**  
**Mounting Height = 23ft**



TECHLIGHT  
 LSMT C 90L T5W  
 Horizontal Footcandles  
 Scale: 1 Inch = 25 Ft.  
 Light Loss Factor = 1.00  
 Lumens Per Lamp = N.A. (absolute photometry)  
 Luminaire Lumens = 90208  
 Mounting Height = 23.00 Ft  
 Maximum Calculated Value = 14.86 Fc  
 Arrangement: Single

